



Bancroft Chase, Hornchurch, RM12 4DR Offers In The Region Of £300,000



** TWO BEDROOM APARTMENT WITH TWO PARKING SPACES. WALKING DISTANCE TO STATION **

* VIRTUAL TOUR ONLINE *

OC Homes are delighted to present to the sales market, this beautifully presented, two bedroom flat on the ground floor of this modern development located within walking distance to both Elm Park Tube Station and Romford Rail Station on Elizabeth Line and Overground as well as all the local amenities of nearby Hornchurch High Street, Elm Park, and Romford. The property is ideal for a first time buyer or buy to let investor and it boasts a number of benefits.

Accommodation comprises; a bright and spacious reception room, two double bedrooms, modern kitchen, and three piece bathroom suite. Benefits include private resident's parking for two cars within the development, secure telephone entry system, communal green space, and it is ideally situated close to local amenities and public transport links as well as a choice of green spaces with Chase Nature Reserve and Harrow Lodge Park within close vicinity. Offered with a long lease of 976 years, the property is sure to attract a lot of interest. To arrange a viewing please call the OC Homes sales team now.

- GROUND FLOOR APARTMENT
- COMMUNAL GARDENS
- TWO PARKING SPACES
- LONG LEASE - 977 YEARS
- EXCELLENT TRANSPORT LINKS
- IDEAL FIRST TIME PURCHASE
- WALKING DISTANCE TO TUBE & TRAIN
- LOTS OF LOCAL AMENITIES

Viewing

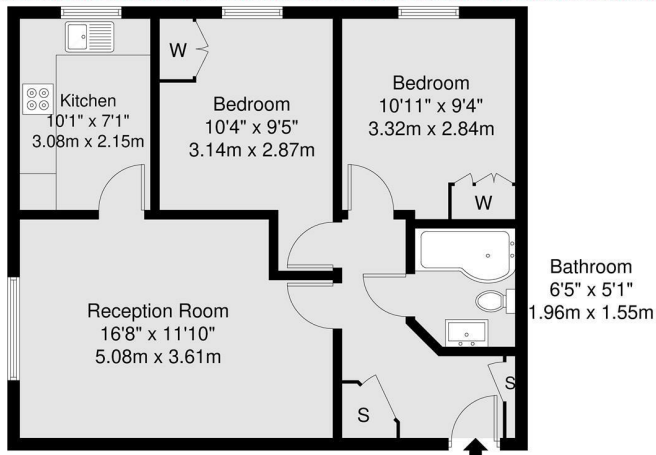
Please contact our OC Homes Gidea Park Office on 01708989888 if you wish to arrange a viewing appointment for this property or require further information.





Bancroft Chase, Hornchurch, RM12

GROSS INTERNAL AREA
56.2 sq m / 605 sq ft



GROSS INTERNAL AREA (GIA)
The largest of the property
56.2 sq m / 605 sq ft

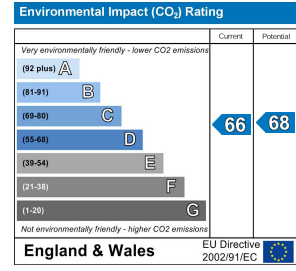
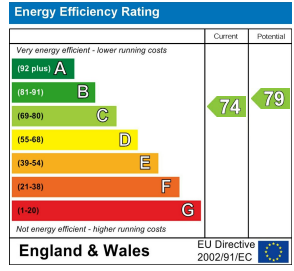
TOTAL STORAGE SPACE
Cupboards and shelves (not built in)
1.9 sq m / 20 sq ft

EXTERNAL STRUCTURAL FEATURES
Double Glazing, Windows, Porch etc.
0.0 sq m / 0.0 sq ft

RESTRICTED HEAD HEIGHT
(Ceiling and ground level)
0.0sq m / 0.0 sq ft

Disclaimer: Floorplan measurements are approximate and are for illustrative purposes only. While we do not doubt the floorplan accuracy and completeness, you or your advisors should conduct a careful, independent investigation of the property in respect of monetary valuation.

Maison VUE



These particulars, whilst believed to be accurate are set out as a general outline only for guidance and do not constitute any part of an offer or contract. Intending purchasers should not rely on them as statements of representation of fact, but must satisfy themselves by inspection or otherwise as to their accuracy. No person in this firm's employment has the authority to make or give any representation or warranty in respect of the property.



164 Balgore Lane, Gidea Park, Essex, RM2 6BS
t. 01708989888 | e. hello@ochomes.co.uk
w. oneclickhomes.co.uk