





Sixth Floor

 GROSS INTERNAL AREA (GIA)
The footprint of the property
37.4 sq m / 402 sq ft

 TOTAL STORAGE SPACE
Storage and wardrobe total area
2.5 sq m / 26 sq ft

 EXTERNAL STRUCTURAL FEATURES
Garden, Balcony, Terrace, Verandah etc.
0.0 sq m / 0.0 sq ft

 RESTRICTED HEAD HEIGHT
Limited use area under 1.5m
0.0sq m / 0.0 sq ft

Disclaimer : Floorplan measurements are approximate and are for illustrative purposes only. While we do not doubt the floorplan accuracy and completeness, you or your advisors should conduct a careful, independent investigation of the property in respect of monetary valuation.