


 GROSS INTERNAL AREA (GIA)
The footprint of the property
105.3sqm / 1133.0sqft

 TOTAL STORAGE SPACE
Storage and wardrobe total area
0.3sqm / 3.3sqft

 EXTERNAL STRUCTURAL FEATURES
Garden, Balcony, Terrace, Verandah etc.
0.0 sqm / 0.0sqft

 RESTRICTED HEAD HEIGHT
Limited use area under 1.5m
0.0 sqm / 0.0sqft