


 GROSS INTERNAL AREA(GIA)
The footprint of the property
91.7sqm / 987.1sqft

 TOTAL STORAGE SPACE
Storage and wardrobe total area
6.6sqm / 71.0sqft

 EXTERNAL STRUCTURAL FEATURES
Garden, Balcony, Terrace, Verandah etc.
153.0 sqm / 1647.0sqft

 RESTRICTED HEAD HEIGHT
Limited use area under 1.5m
0.0 sqm / 0.0sqft

Disclaimer: Floorplan measurements are approximate and are for illustrative purposes only. While we do not doubt the floorplan accuracy and completeness, you or your advisors should conduct a careful, independent investigation of the property in respect of monetary valuation.