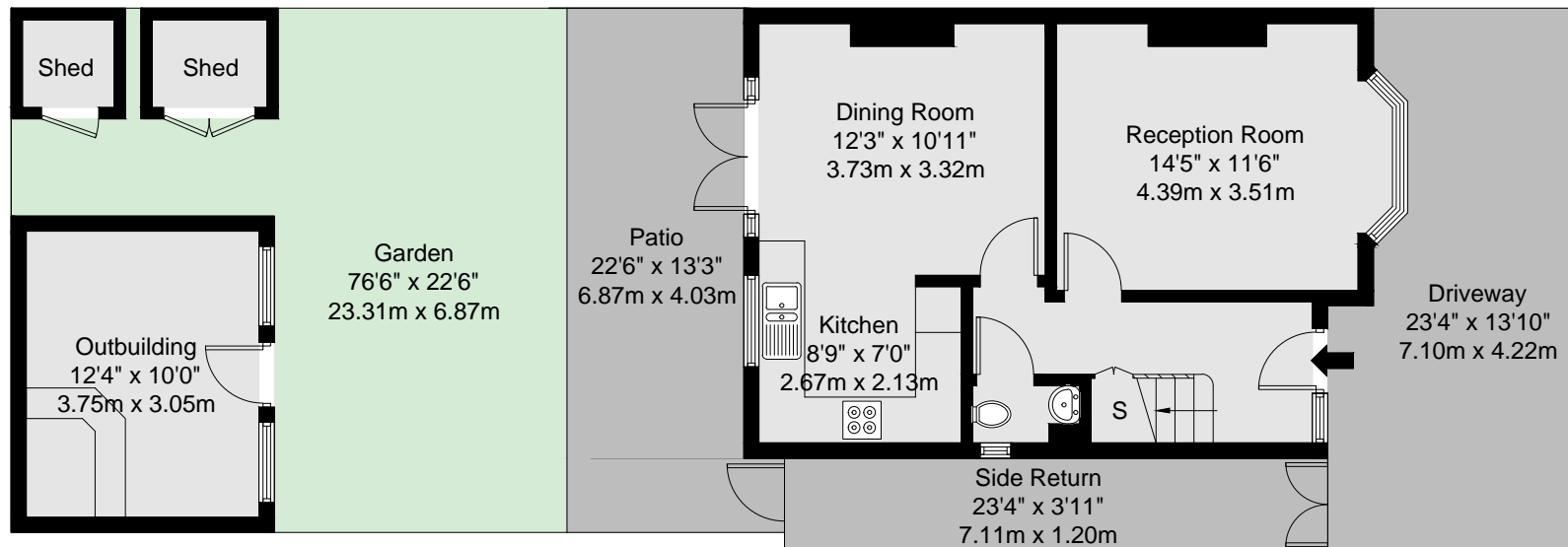




First Floor




Ground Floor


GROSS INTERNAL AREA (GIA)
The footprint of the property
86.6 sq m / 932 sq ft


TOTAL STORAGE SPACE
Storage and wardrobe total area
1.7 sq m / 18 sq ft


EXTERNAL STRUCTURAL FEATURES
Garden, Balcony, Terrace, Verandah etc.
209.5 sq m / 2255 sq ft


RESTRICTED HEAD HEIGHT
Limited use area under 1.5m
0.0sq m / 0.0 sq ft

Disclaimer : Floorplan measurements are approximate and are for illustrative purposes only. While we do not doubt the floorplan accuracy and completeness, you or your advisors should conduct a careful, independent investigation of the property in respect of monetary valuation.