



CHARLES KNIGHT
ESTATE AGENTS



36 College Park Close , London, SE13 5HA £675 Per month

SINGLE ROOM ONLY - SHARED FAMILY ACCOMMODATION

Charles knight estate agents are proud to present this spacious single bedroom in a shared household on a quiet residential road in Lewisham. The bedroom offers a double bed, chest of drawers, built in wardrobe, and a sofa.

Lewisham Rail Station (0.8 miles) has direct routes to major London stations such as London Bridge, Charing Cross, London Victoria, and London Waterloo East. In addition, the Docklands Light Railway (DLR) starts its journey at Lewisham and connects with the Jubilee Line, making Canary Wharf accessible in about 10 minutes and Bank in about 29 minutes. Hither Green Rail Station (0.3 miles) has direct routes to London Bridge and makes the journey to Cannon Street in just over 20 minutes.

All bills included.

Available now for single occupancy only

IMPORTANT NOTICE: Charles Knight, their clients and any joint agents give notice that:

1. They are not authorised to make or give any representations or warranties in relation to the property either here or elsewhere, either on their own behalf or on behalf of their client or otherwise. They assume no responsibility for any

Viewing

Please contact our Lewisham Office on 02088 524441 if you wish to arrange a viewing appointment for this property or require further information.



1



0



0

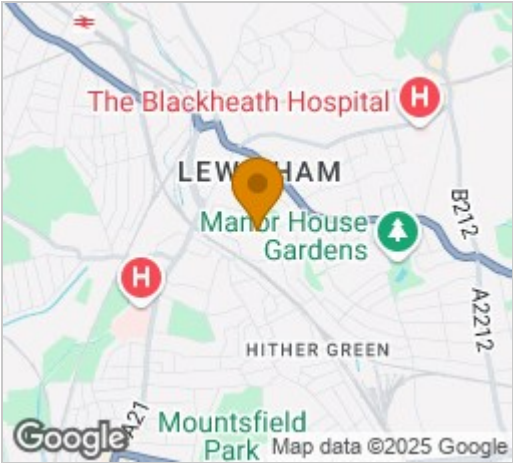


D




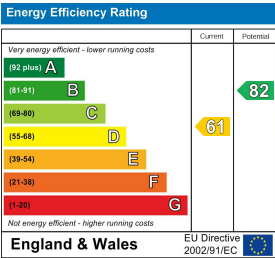
Floor Plan



Area Map



Energy Efficiency Graph



These particulars, whilst believed to be accurate are set out as a general outline only for guidance and do not constitute any part of an offer or contract. Intending purchasers should not rely on them as statements of representation of fact, but must satisfy themselves by inspection or otherwise as to their accuracy. No person in this firms employment has the authority to make or give any representation or warranty in respect of the property.