

BRUNTON

RESIDENTIAL

T. 0191 236 8347
E. info@bruntonresidential.com
A. 125 St George's Terrace, NE2
W. 2DN
bruntonresidential.com



Poppy Place, Great Park, NE13 9FN

£1,325 Per Month

*** 360 VIRTUAL TOUR *** - Available NOW - Rent £1,325pcm - 3 bed - 2 bathrooms - Brand new build - Superb detached family home

Brunton Residential are delighted to offer the Buttermere by Persimmons, a detached home located on Poppy Place on the Maples site in Great Park. This home benefits from a kitchen with built-in appliances including a dishwasher, washer/dryer, fridge freezer, oven and hob with extractor. There is an integral garage with an up-and-over garage door. To the rear is a large garden with a combination of patio and astroturf for low maintenance. This property is offered on an unfurnished basis.

*** 360 VIRTUAL TOUR *** - Available NOW - Rent £1,325pcm - 3 bed - 2 bathrooms - Brand new build - Superb detached family home

Brunton Residential are delighted to offer the Buttermere by Persimmons, a detached home located on Poppy Place on the Maples site in Great Park. This home benefits from a kitchen with built-in appliances including a dishwasher, washer/dryer, fridge freezer, oven and hob with extractor. There is an integral garage with an up-and-over garage door. To the rear is a large garden with a combination of patio and astroturf for low maintenance. This property is offered on an unfurnished basis.

Internally the accommodation briefly comprises; an entrance hall with access to the lounge, an internal hallway that offers a staircase to the first floor, a ground-floor WC, a door leading to a full-width dining kitchen and door access to the Garage. The kitchen has a range of fitted wall and floor units with coordinated work surfaces & appliances. French doors provide access to the rear gardens. The first floor consists of a master bedroom with an ensuite shower room and double-door access to a Juliette balcony. Two further bedrooms, and a grey tiled family bathroom.

Call the team to arrange a viewing today on 0191 2368347.

TO THE GROUND FLOOR

Porch

Lounge

16'10" x 10'4" (5.12m x 3.16m)

ALL MEASUREMENTS TAKEN AT WIDEST POINT

Kitchen

7'11" x 19'1" (2.42m x 5.81m)

ALL MEASUREMENTS TAKEN AT WIDEST POINT

WC

Garage

14'11" x 8'4" (4.54m x 2.55m)

ALL MEASUREMENTS TAKEN AT WIDEST POINT

TO THE FIRST FLOOR

ALL MEASUREMENTS TAKEN AT WIDEST POINT

Master Bedroom

10'8" x 14'2" (3.25m x 4.33m)

ALL MEASUREMENTS TAKEN AT WIDEST POINT

En-suite

ALL MEASUREMENTS TAKEN AT WIDEST POINT

Bedroom 2

10'8" x 8'10" (3.26m x 2.68m)

ALL MEASUREMENTS TAKEN AT WIDEST POINT

Bathroom

ALL MEASUREMENTS TAKEN AT WIDEST POINT

Bedroom 3

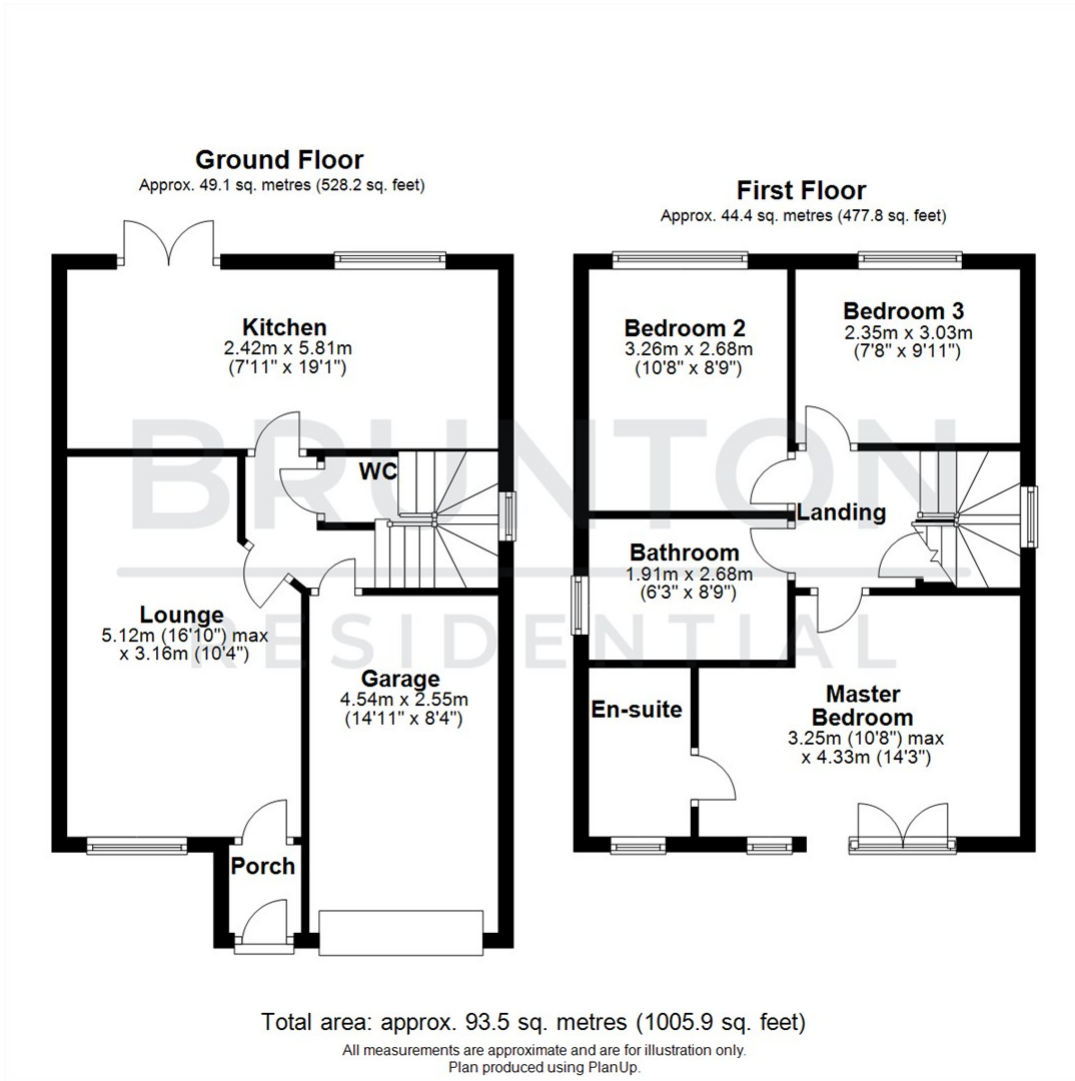
7'9" x 9'11" (2.35m x 3.03m)

ALL MEASUREMENTS TAKEN AT WIDEST POINT

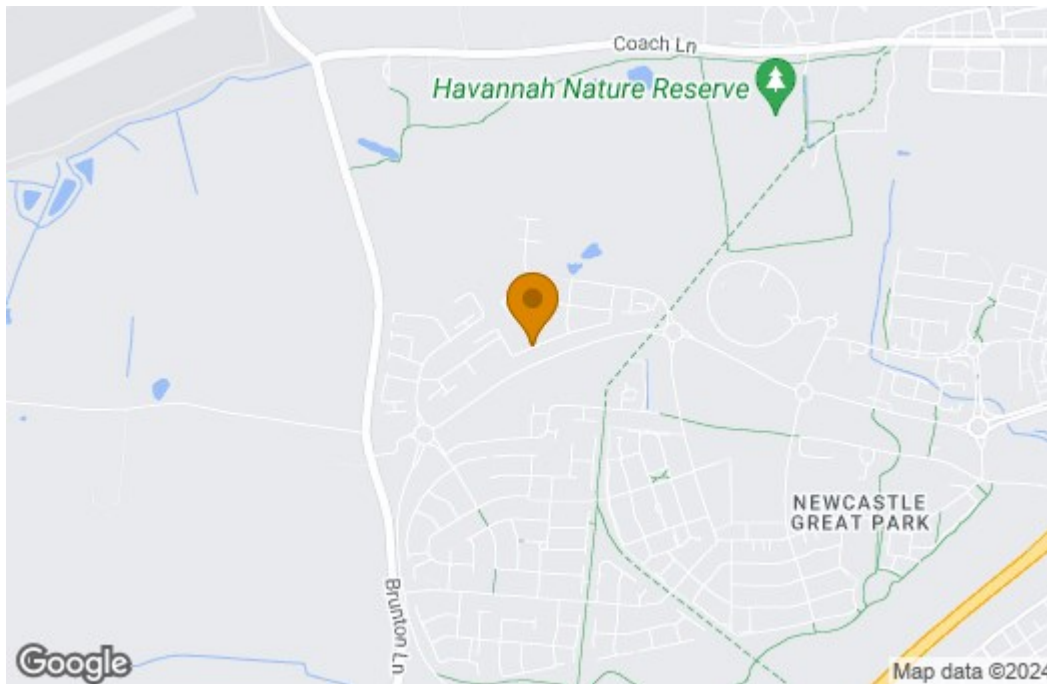
Disclaimer.

The information provided about this property does not constitute or form part of an offer or contract, nor may it be regarded as representations. All interested parties must verify accuracy and your solicitor must verify tenure/lease information, fixtures & fittings and, where the property has been extended/converted, planning/building regulation consents. All dimensions are approximate and quoted for guidance only as are floor plans which are not to scale and their accuracy cannot be confirmed. Reference to appliances and/or services does not imply that they are necessarily in working order or fit for the purpose.

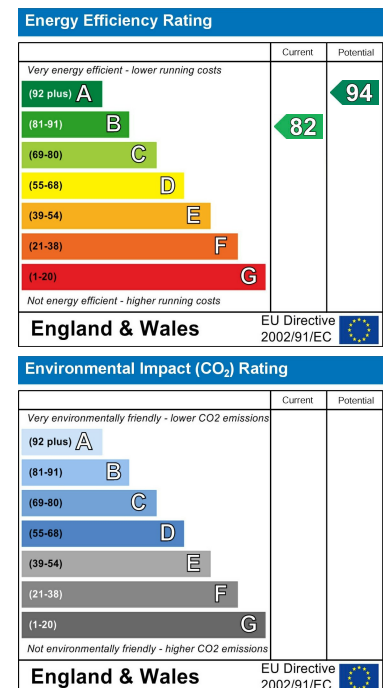
Floor Plan



Area Map



Energy Efficiency Graph



These particulars, whilst believed to be accurate are set out as a general outline only for guidance and do not constitute any part of an offer or contract. Intending purchasers should not rely on them as statements of representation of fact, but must satisfy themselves by inspection or otherwise as to their accuracy. No person in this firm's employment has the authority to make or give any representation or warranty in respect of the property.

125 St George's Terrace, Jesmond, Newcastle upon Tyne, Tyne & Wear, NE2 2DN