



This delightful end-of-terrace house with a private garden offers the perfect blend of contemporary living and suburban tranquility. With its generous living spaces and modern amenities, it's an ideal choice for first-time buyers looking to step onto the property ladder or investors seeking a promising opportunity.

Upon entering, you'll be welcomed by the bright and inviting atmosphere that fills the three well-proportioned bedrooms. These rooms provide ample space and natural light, creating a peaceful retreat for relaxation or restful sleep.











The heart of this home is the versatile reception room, perfect for relaxation and entertaining. Whether you want to unwind after a long day or host gatherings with friends and family, this room sets the stage for memorable moments. Just steps away, the well-appointed kitchen is equipped with modern appliances and ample storage.

The property's standout feature is the private garden, a serene escape for al fresco dining, gardening, or simply enjoying the sunshine. The end-of-terrace location provides additional privacy and a sense of space.

Located in the charming Franklins, Maple Cross area you'll find excellent amenities nearby, including schools, parks, shops, and convenient transportation links, ensuring a comfortable and fulfilling lifestyle.

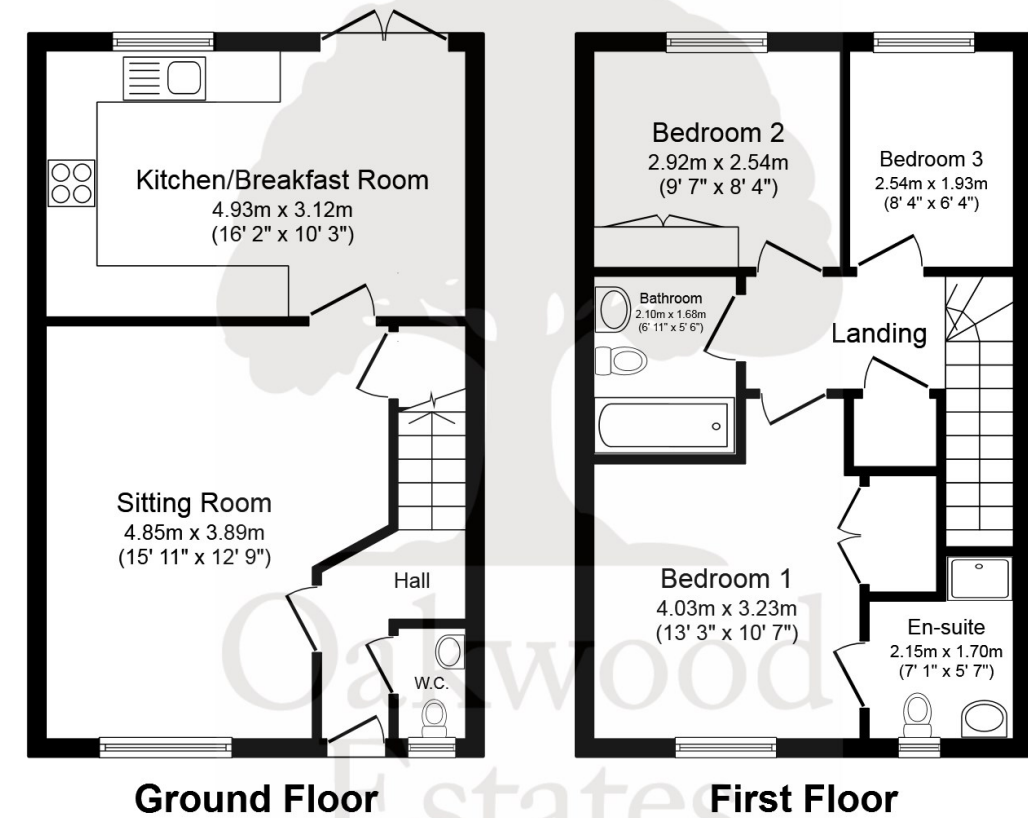


Property Information

-  END OF TERRACE HOUSE
-  2 BATHROOMS (1 ENSUITE)
-  2 PARKING SPACES
-  EPC- C
-  COUNCIL TAX BAND- E
-  3 BEDROOMS
-  GARDEN
-  PERFECT FOR FIRST TIME BUYERS OR INVESTORS
-  856 SQ FT
-  NO ONWARD CHAIN

					
x3	x1	x2	x2	Y	N
Bedrooms	Reception Rooms	Bathrooms	Parking Spaces	Garden	Garage

Floor Plan



Total floor area 79.6 sq.m. (856 sq.ft.) approx

This plan is for illustration purposes only and may not be representative of the property. Plan not to scale. Powered by PropertyBox

Prospective purchasers should be aware that these sales particulars are intended as a general guide only and room sizes should not be relied upon for carpets or furnishing. We have not carried out any form of survey nor have we tested any appliance or services, mechanical or electrical. All maps are supplied by Goview.co.uk from Ordnance Survey mapping. Care has been taken in the preparation of these sales particulars, which are thought to be materially correct, although their accuracy is not guaranteed and they do not form part of any contract.

Local Area

Nestled in the heart of Hertfordshire, England, Maple Cross is a charming village that beckons with its idyllic setting. It's a place where time seems to slow down, surrounded by rolling hills, serene waterways, and a rich tapestry of greenery. Here, the tranquility of the countryside is a balm for the soul, providing respite from the urban hustle and bustle.

The village whispers stories of the past through its historical architecture, with quaint buildings and landmarks that evoke a sense of nostalgia. Maple Cross wears its history proudly, preserving the heritage that shapes its character.

Community is at the heart of Maple Cross. It's a place where neighbors know each other by name and where a warm, friendly spirit prevails. The residents often come together to celebrate local events and support one another, fostering a strong sense of belonging.

For those who appreciate the great outdoors, Maple Cross offers a wealth of recreational opportunities. Nature trails wind through the landscape, inviting hikers, cyclists, and wanderers to explore the beauty that surrounds them. In this village, nature is a constant companion.

Local amenities such as schools, shops, and services are within easy reach, ensuring that daily errands and family needs are met without hassle. Maple Cross strikes a balance between rural charm and modern convenience.

The village also boasts a handful of charming pubs and restaurants, where you can savor traditional English fare or contemporary dishes. These establishments provide delightful dining and socializing opportunities for both residents and visitors.

Transport Links

Maple Cross maintains its connection to the wider world through a network of roads and transportation options. The A412 road, a significant arterial route, traverses the village, providing swift access to neighboring towns and urban centers. This means that residents can navigate the area and reach their destinations by car with ease, while enjoying the serene atmosphere of village life.

Public transportation services are also available, offering an additional layer of convenience. Local bus services provide connections to nearby towns and transportation hubs, making it practical for residents and visitors to move about the area efficiently. These services contribute to the overall accessibility of the village.

For those in need of train services, Maple Cross benefits from its proximity to train stations in nearby towns such as Rickmansworth and Denham. These stations are part of the London Underground and National Rail networks, enabling residents to enjoy quick and direct access to London and other major cities.

Even in its tranquil setting, Maple Cross offers an advantage in terms of air travel. London's prominent airports, including Heathrow Airport and Luton Airport, are just a reasonable drive away. This accessibility to international airports ensures that residents have a gateway to both domestic and international travel.

Council Tax

Band E

