

A rare opportunity to purchase this exceptional detached property on one of Langley's most desirable roads, close to Langley Grammar School and within walking distance of the station.

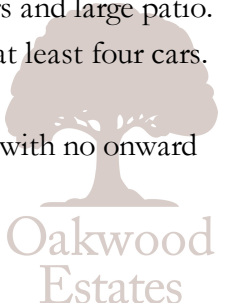
Stretching 1500 square feet, the house has been extended to create commodious and adaptable living accommodation suitable for a large family, or poses excellent HMO opportunity for investors.

The ground floor comprises three separate reception rooms, convenient for separate living, dining and entertaining purposes. The galley kitchen expands 16ft in length and there are two ground floor double bedrooms, both with access to a downstairs shower room, bedroom five also benefitting garden access.

Four additional rooms and a family bathroom are situated on the first floor. The master expands 13ft width with ample space for a Kingsize bed, fitted wardrobes and a bay window.

The rear garden enjoys a high degree of privacy and is mostly laid to lawn with shrubbery borders and large patio. The front of the house is completely paved with a gated entrance, providing secure parking for at least four cars.

The property is offered to the market in a superb condition having been recently re-decorated, with no onward chain inviting a very quick sale.



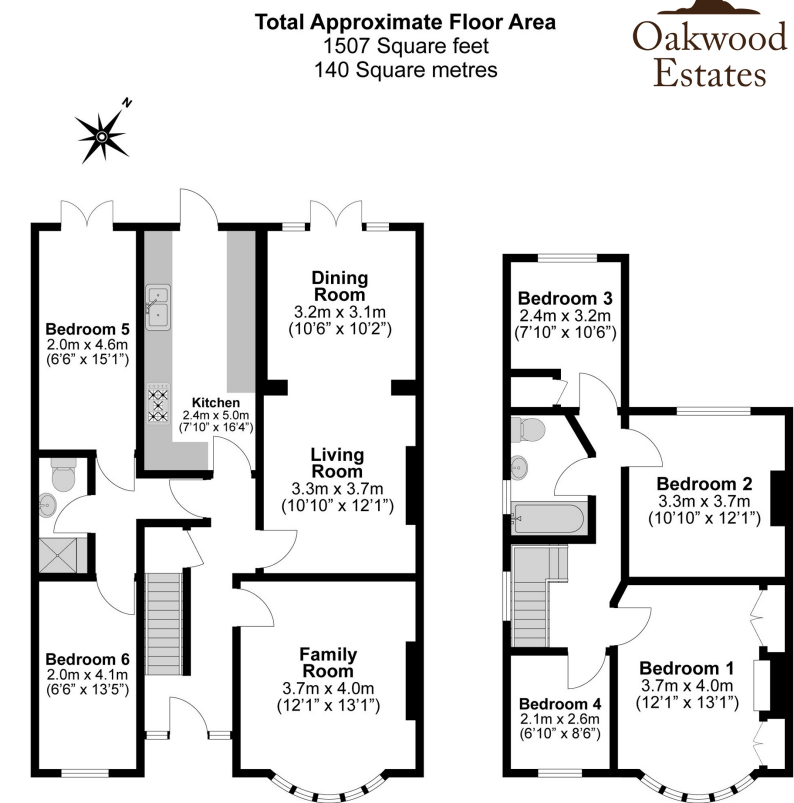


# Property Information

-  SPACIOUS SIX BEDROOM DETACHED HOUSE
-  THREE SEPARATE RECEPTION ROOMS
-  DRIVEWAY SUITABLE FOR AT LEAST 4 CARS
-  CLOSE TO LANGLEY GRAMMAR SCHOOL
-  BAY-FRONTED MASTER BEDROOM WITH FITTED WARDROBES
-  OFFERS EXCELLENT HMO POTENTIAL
-  EXTENDED TO CREATE TWO ADDITIONAL GROUND FLOOR BEDROOMS
-  SUPERB CONDITION HAVING BEEN RECENTLY RE-DECORATED
-  WALKING DISTANCE TO LANGLEY STATION
-  LOW MAINTENANCE REAR GARDEN
-  NO ONWARD CHAIN

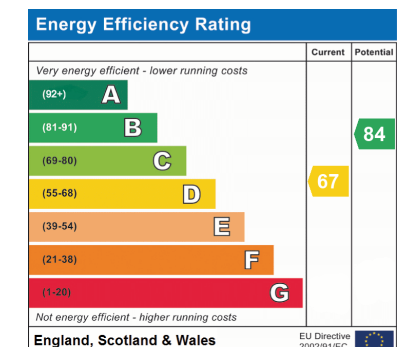
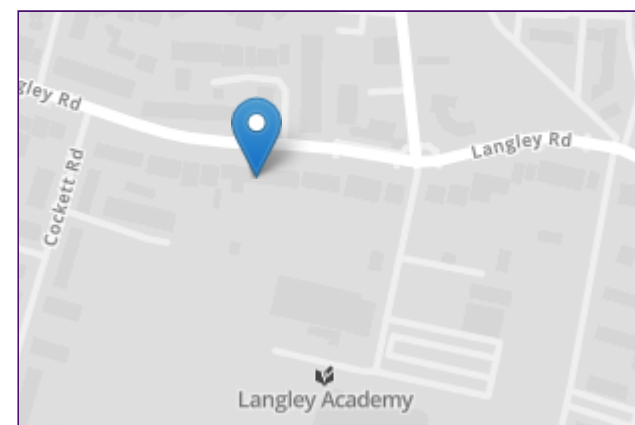
					
<b>x6</b>	<b>x3</b>	<b>x2</b>	<b>x4</b>	<b>Y</b>	<b>N</b>
Bedrooms	Reception Rooms	Bathrooms	Parking Spaces	Garden	Garage

# Floor Plan



**Illustrations are for identification purposes only, measurements are approximate, not to scale.**

Prospective purchasers should be aware that these sales particulars are intended as a general guide only and room sizes should not be relied upon for carpets or furnishing. We have not carried out any form of survey nor have we tested any appliance or services, mechanical or electrical. All maps are supplied by Goview.co.uk from Ordnance Survey mapping. Care has been taken in the preparation of these sales particulars, which are thought to be materially correct, although their accuracy is not guaranteed and they do not form part of any contract.



## Transport Links

### NEAREST STATIONS

- Langley (0.9 miles)
- Slough (1.4 miles)
- Datchet (1.7 miles)

## Local Schools

### PRIMARY SCHOOLS

The Langley Academy Primary  
0.2 miles away

Ryvers School  
0.3 miles away

Langley Hall Primary Academy  
0.5 miles away

Marish Primary School  
0.5 miles away

Castleview Primary School  
0.7 miles away

### SECONDARY SCHOOLS

The Langley Academy  
0.2 miles away

Langley Grammar School  
0.5 miles away

St Bernard's Catholic Grammar School  
0.8 miles away

Ditton Park Academy  
0.9 miles away

Upton Court Grammar School  
1 mile away

**Council Tax**  
Band F