












Entering this unique property you will be taken in by the character and quirks, on the right is the bathroom. This has bath with overhead shower, toilet and storage room, fully tiled and finished to a high standard. Proceeding through the property you will come to the living area with open plan kitchen, this room has beautiful glass doors allowing lots of light into the property. There is a car park to the front for residents. This property is located in a popular development overlooking the picturesque Upton Park. It is a 5 minutes walk to the Slough High Street and a 15 minute walk to the Slough Train Station. Part furnished and available now.

-  POPULAR UPTON PARK LOCATION
-  COUNCIL BAND - B
-  ONE BEDROOM APARTMENT
-  HIGHLY SOUGHT AFTER LOCATION
-  RENTAL INCOME APPROX £900 PCM
-  OPEN PLAN LIVING
-  EPC RATING - D
-  PERMIT PARKING
-  CHARACTER FEATURES

					
x1	x1	x1	x1	N	N
Bedrooms	Reception Rooms	Bathrooms	Parking Spaces	Garden	Garage

External

There are communal gardens and on site parking.

Lease Information

We understand from the vendor that the property is held on a lease with 97 years remaining. There is a ground rent of £0 and a service charge of £137pcm

Transport Links

Nearest stations:

- Slough (0.6 mi)
- Windsor & Eton Riverside (1.4 mi)
- Windsor & Eton Central (1.6 mi)

Council Tax

Band B

