

Need a Mortgage in principle  
to make offers? Call us now  
for quick assistance!  
**0121 775 0101**



Do you need to sell?  
Start your journey now!  
Call us we can help.  
**01564 777 314**



**SCAN FOR MORE INFO**  
**SIZE** - 720 Sq Ft  
**TENURE** - Freehold  
**COUNCIL TAX** - Solihull Metropolitan Borough Council - C  
**BROADBAND** - Upload Max 1000Mbps  
Download Max 1800Mbps  
**EPC** - D - 68  
**PARKING** - 2 Cars  
**FLOODRISK** - Very Low  
**SERVICES** - Mains  
**COVENANTS** - N/A

## COPT HEATH CROFT

Knowle, B93

Situated in a quiet cul-de-sac, is this charming mid-terraced house offering a delightful blend of comfort and modern living. This delightful home is not only well-presented but also offers a peaceful lifestyle in a sought-after location, making it an ideal choice for those looking to settle in the heart of Knowle.

### FEATURES

- Tastefully Presented Mid Terraced Property
- Bright Fitted Breakfast Kitchen
- Lounge/Dining Room with Access to Garden
- Two Good Sized Double Bedrooms
- Third Single Bedroom/Nursery/Home Office
- Family Bathroom
- Second Floor Loft Space with Ladder Access
- Low Maintenance Rear Garden
- Driveway for Two Vehicles
- Walking Distance to Knowle Village Centre

Are you an investor  
interested in expanding your  
portfolio?

**Call 01564 777 314 to provide your investment criteria for alerts.**



SCAN TO **VIEW OUR**  
**WEEKLY FILMS &**  
**SUBSCRIBE**

### Sneak Peeks

Every week, we unveil "Sneak Peeks," a feature showcasing exclusive properties before they hit Rightmove and other platforms.

### The Landlord Club

Join our Landlord Club for weekly updates on legislation, market trends, and our Letting Director's 'Investment Pick of the Week' for optimal ROI.

### HTSPMD

Tune into 'How's The Solihull Property Market Dom' weekly for a quick, insightful snapshot of the market.

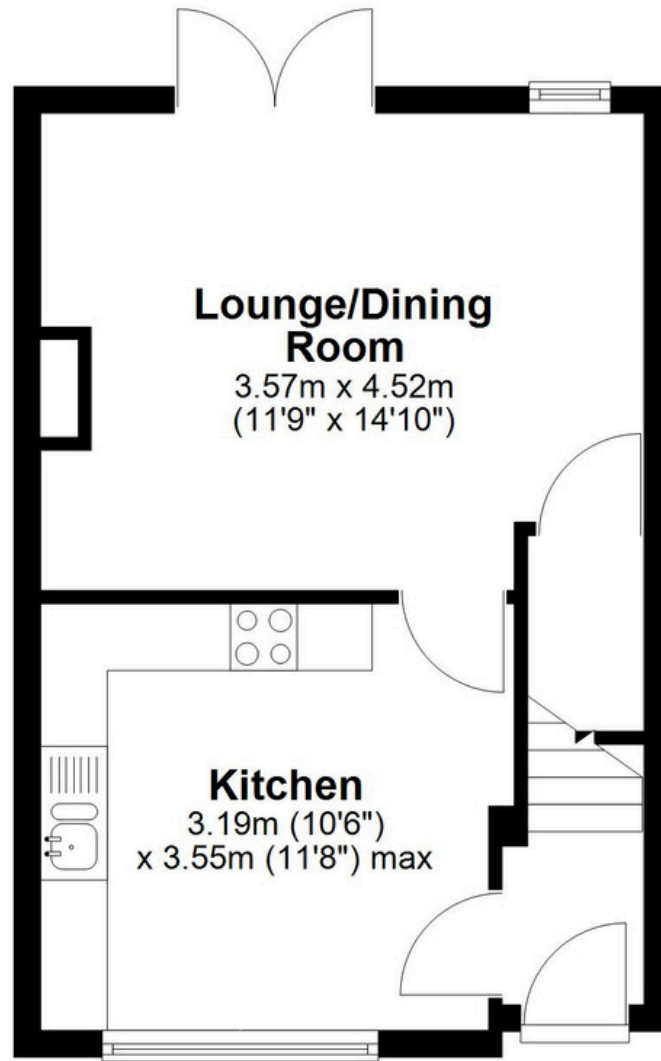
### The Mortgage Update

Get weekly insights and the best deals with our Mortgage Update, your shortcut to navigating the complex mortgage landscape confidently.



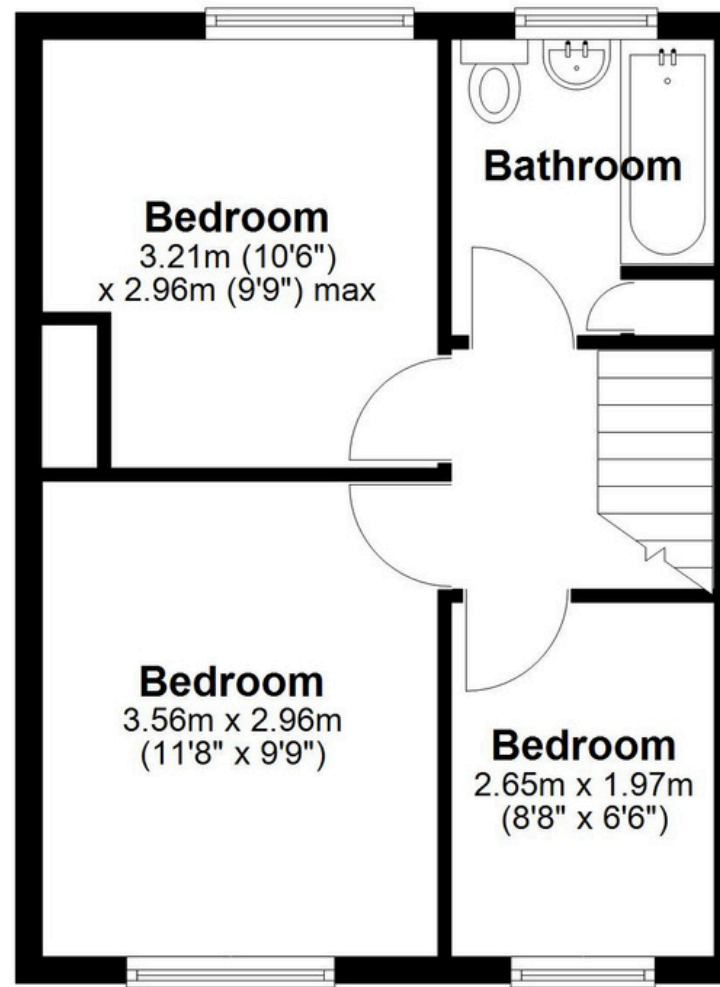
## Ground Floor

Approx. 30.8 sq. metres (331.4 sq. feet)



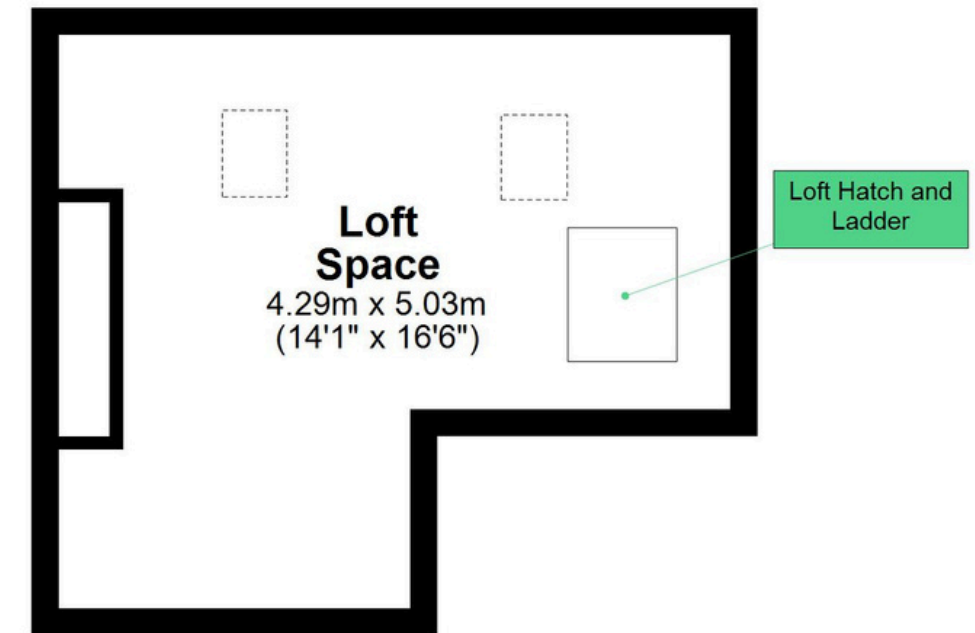
## First Floor

Approx. 34.5 sq. metres (371.7 sq. feet)



## Second Floor

Main area: approx. 0.7 sq. metres (7.2 sq. feet)  
Plus loft space, approx. 17.1 sq. metres (183.8 sq. feet)



Main area: Approx. 66.0 sq. metres (710.4 sq. feet)

Plus loft space, approx. 17.1 sq. metres (183.8 sq. feet)

This floor plan is for illustration purposes only, this is not intended to be a measured/scaled survey or comply with RICS guidelines. All measurements (including total floor area) openings, orientation and floor area are approximate. No details are guaranteed, they cannot be relied upon for any purpose and do not form part of any agreement. A party must rely upon its own inspection(s). No responsibility is taken for any error, omission, or mis-statement.  
Plan produced using PlanUp.